

No prep

















HOME LEARNING PACKET








Name _____

Fruit Patterns

Directions: Color and cut the pictures at the bottom to complete the AB patterns.

Scissors icon: 

Patterns to cut:    

Name _____

Matching Letters

Directions: Draw a line to match the uppercase letter to the lowercase letter.



	B H L A J	J a l b h	T P M F C	m f t c p
	W D G E V	d w v g e	F N O K I	k f i o n

Illustration of a cat and a dog at the bottom right.

AT HOME LEARNING PACKET




Name _____

Name _____

Letter Tracing

Directions: Trace the uppercase letters from A to Z.




A	B	C	D		
E	F	G	H		
I	J	K	L	M	N
O	P	Q	R	S	T
U	V	W	X	Y	Z

Name _____

Letter Tracing

Directions: Trace the uppercase letters from a to z.



a

b

c

d

e

f

g

h

i

j

k

l

m

n

o

p

q

r

s

t

u

v

w

x

y


z

Name _____

Missing Letters

Directions: Fill in the missing uppercase letters from A to Z.

	B				F
		I		K	
	N				R
		U			
W					




Name _____

Missing Letters

Directions: Fill in the missing lowercase letters from a to z.



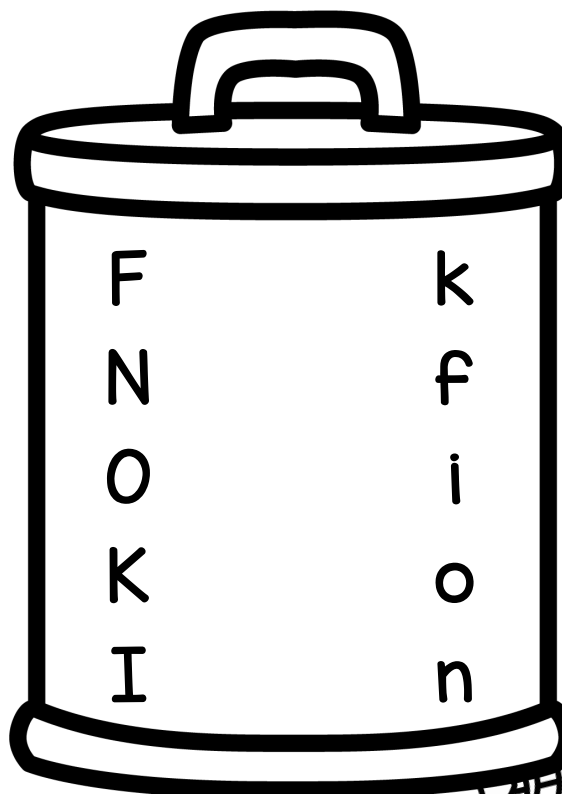
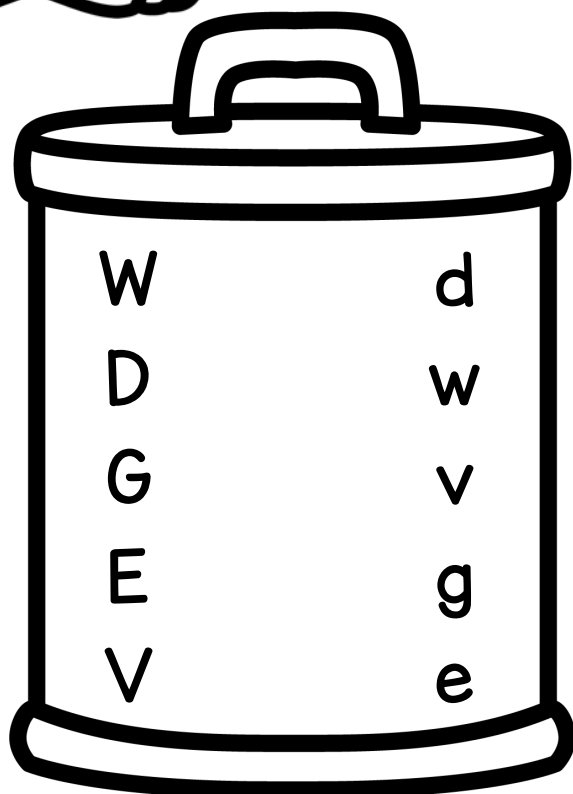


		c			f
	h			k	
m			p		
		u			
	x				



Name _____

Matching Letters




Directions: Draw a line to match the uppercase letter to the lowercase letter.





Name _____

Letter Match


Directions: Cut and paste the lowercase letters next to the uppercase letters..



© Pockeful of Centers











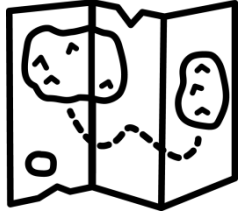







Name _____



Find It!








Directions: Find and color the picture that rhymes.

Name _____

Glue It!

Directions: Cut out the pictures. Glue next to the rhyme.



Name _____

Syllable Sort

Directions: Count the syllables in each word. Glue each picture in the column to show the number of syllables.

1	2	3


© Pocketful of Centers



waffle



cat




monster



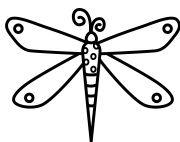
jellyfish



ball



apple




dragonfly



car



bottle




submarine

Name _____

Syllables

Directions: Count the syllables in each word. Color the number to show how many.

fan



1

2

3

microphone

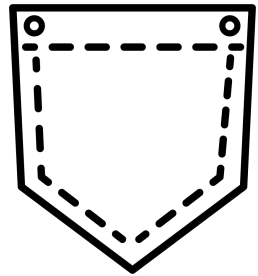


1

2

3

pocket




1

2

3

soap



1

2

3

parrot



1

2

3

computer




1

2

3

monkey




1

2

3

butterfly




1

2

3

keys



1




2

3

Name _____

Beginning Sounds

Directions: Circle the beginning sound for each picture. Color the pictures.



g

p

d

y




l

w

h

b

s



b

p

d

z



b

g

f

r

h



t

j

d

l

t

m

w

















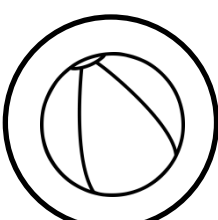







v

f

Name _____

Color It!


Directions: Find and color the beginning sounds.

Pp				
Mm				
Ll				
Ss				
Bb				
Ff				


Name _____

Colorful Fish


Directions: Read the color word. Color the fish.




orange




brown




purple




blue




red




black




yellow



gray



green



pink

Name _____

Pretty Paint Globbs

Directions: Read the color words. Color the paint globs.

green

red

purple

brown

blue

orange

black


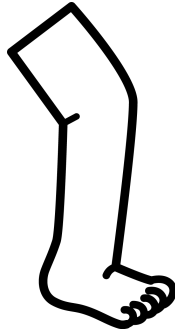

yellow



Name _____

CVC Words

Directions: Circle the word for each picture. Color the pictures.



cap



cat

log

leg

hut

hat



dig

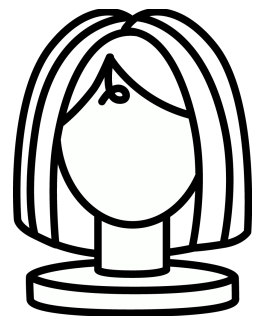
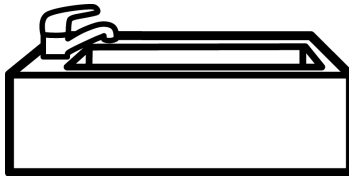
dip

mop

map

bad

bag



pot

pit

tub

tug

wag


wig

Name _____


Magical CVC Words



Directions: Circle the CVC word that matches the picture. Write the word on the line.




top
tap




lap
lip




fox
fog




sun
sub




bag
bat



pig
pin



map
mop



bed
bud


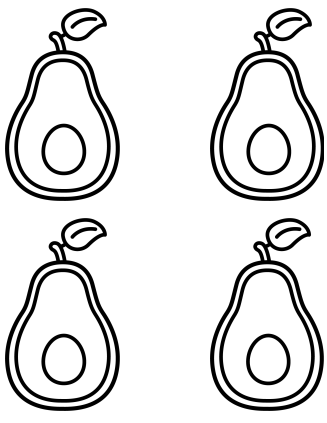




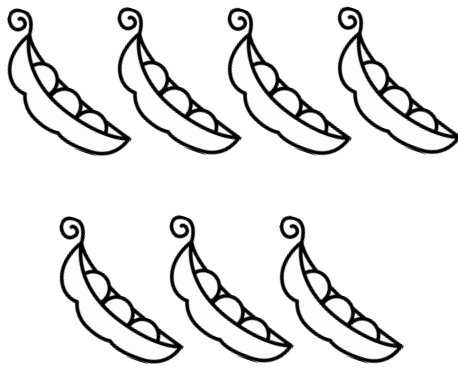




hat
hut

Name _____

Counting Vegetables































Directions: Count the objects in each box. Circle the correct number. Color the pictures.

 <p>6 5 7</p>	 <p>5 4 3</p>	 <p>9 7 8</p>
 <p>4 2 3</p>	 <p>8 9 7</p>	 <p>5 6 4</p>
 <p>9 8 7</p>	 <p>2 3 4</p>	 <p>3 1 2</p>

Name _____

Count and Color It!












Directions: Count the tally marks. Color the number to show how many.

Name _____

Frog Count











Directions: Cut and paste the numbers under each frog in order from 1-10.

**7****2****6****4****10****3****9****1****8****5**


Name _____

Kitty Count

Directions: Cut and paste the numbers under each kitty in order from 11-20.




© Pocketful of Centers

**20****16****14****19****11****15****12****17****13****18**


Name _____

Counting Ten Frames


Directions: Count each ten frame. Circle the number to show how many.




12 11 10




15 14 13




12 13 11




14 15 16




10 15 20




17 18 16



11 13 12



15 17 16

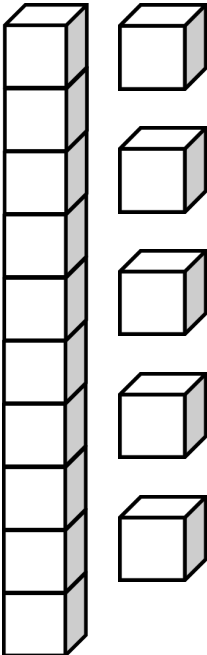
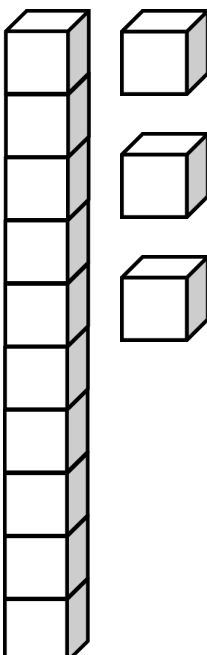
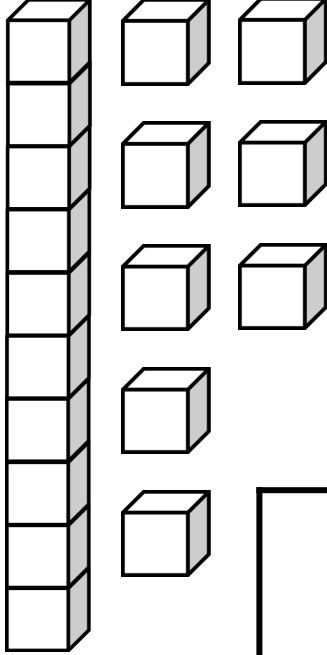
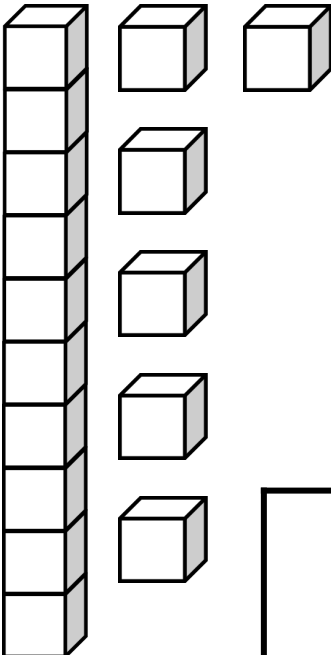
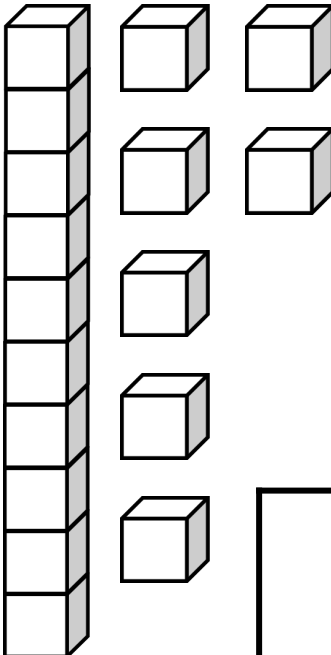
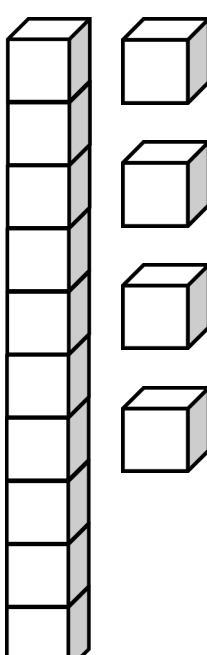


17 16 18

Name _____

Counting Base Ten Blocks

Directions: Count the base ten blocks. Glue the numbers in the box to show how many.

 <div></div>	 <div></div>	 <div></div>
 <div></div>	 <div></div>	 <div></div>

© Pocketful of Centers









17 13 16 18 15 14

Name _____

Count and Graph

Directions: Count the objects. Color the graph to show how many.

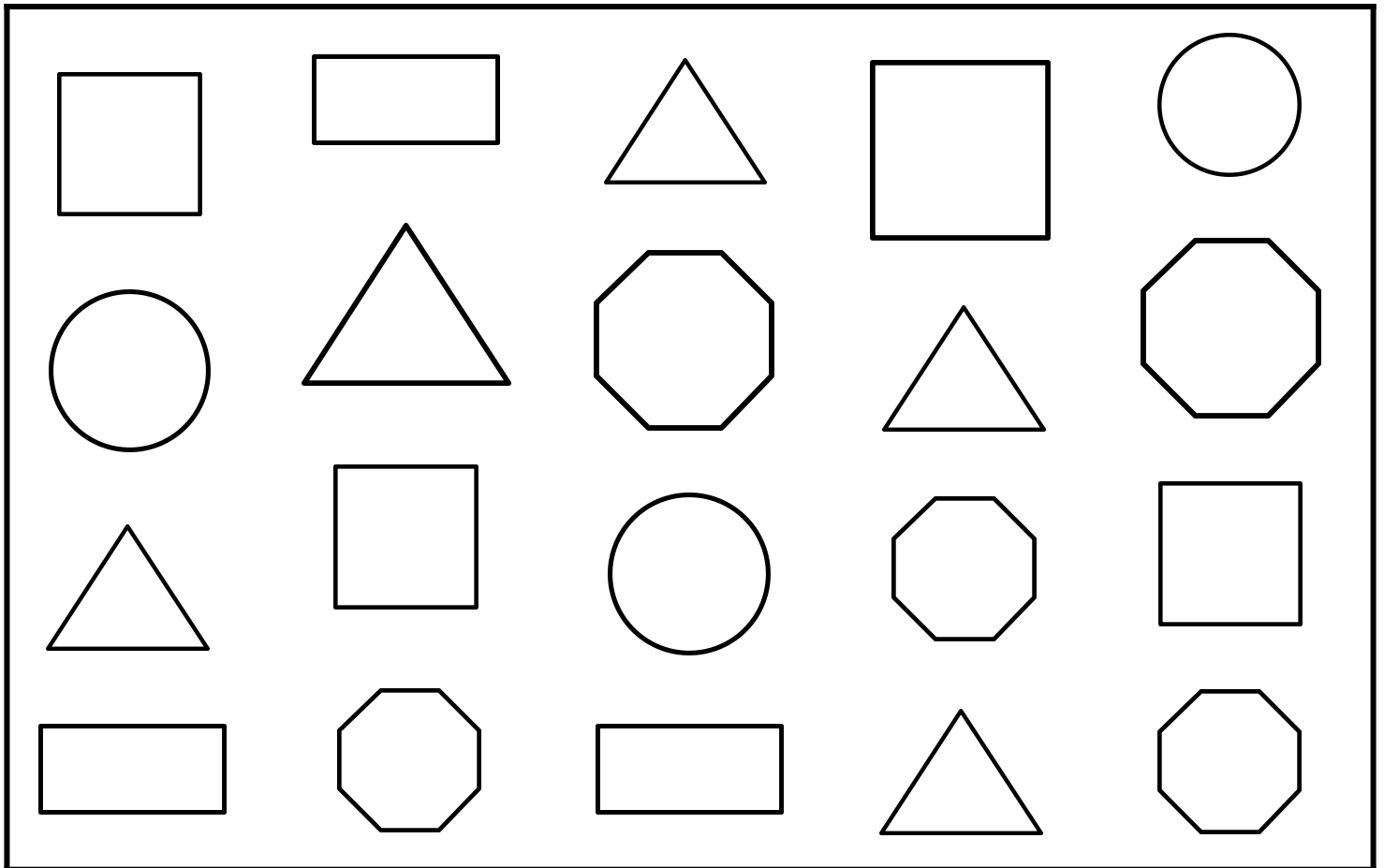



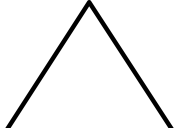

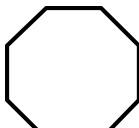

6					
5					
4					
3					
2					
1					
					

Name _____

Count and Graph

Directions: Count the objects. Color the graph to show how many.



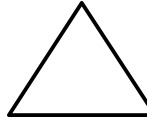


6					
5					
4					
3					
2					
1					
					


Name _____

Shape Sort

Directions: Color and cut out each picture. Glue each real life shape in the column to show the 2D shape.

 circles	 squares	 triangles

© Pocketful of Centers






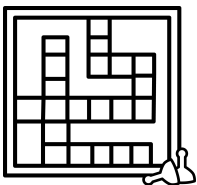

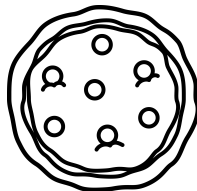

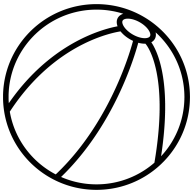
Name _____

Shape Sort

Directions: Color and cut out each picture. Glue each shape in the column to show the 2D or 3D shape.

2D**3D**

















© Pocketful of Centers





Name _____

Fruit Patterns

Directions: Color and cut the pictures at the bottom to complete the AB patterns.

















© Pockeful of Centers





Name _____

Fruit Patterns

Directions: Color and cut the pictures at the bottom to complete the AB patterns.

© Pocketful of Centers



Name _____

Ten Frame Addition

Directions: Color the ten frame to match the equation.

$$1 + 2 = 3$$

$$2 + 3 = 5$$

$$3 + 1 = 4$$

$$1 + 1 = 2$$

$$2 + 4 = 6$$

$$5 + 5 = 10$$

$$5 + 3 = 8$$

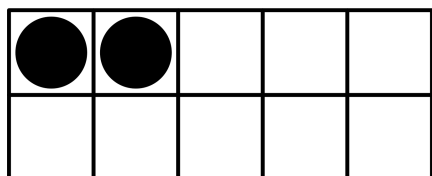
$$2 + 5 = 7$$

$$6 + 3 = 9$$

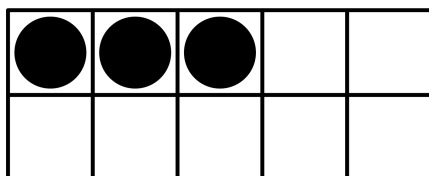
Name _____

Ten Frame Addition

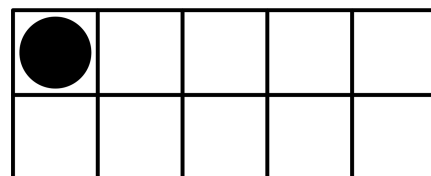
Directions: Complete the addition sentence using the ten frame.



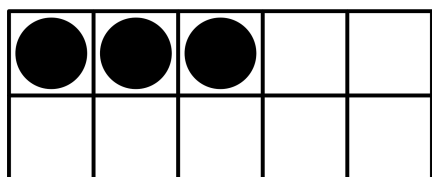
$$\underline{\quad} + \underline{\quad} = 5$$



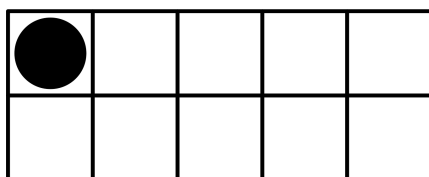
$$\underline{\quad} + \underline{\quad} = 6$$



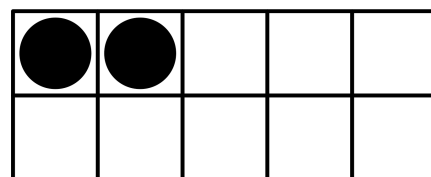
$$\underline{\quad} + \underline{\quad} = 4$$



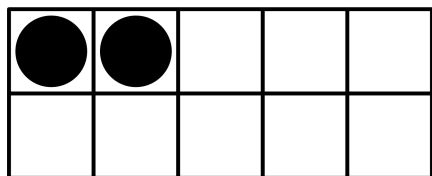
$$\underline{\quad} + \underline{\quad} = 4$$



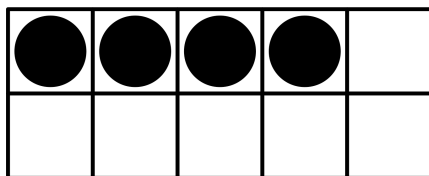
$$\underline{\quad} + \underline{\quad} = 6$$



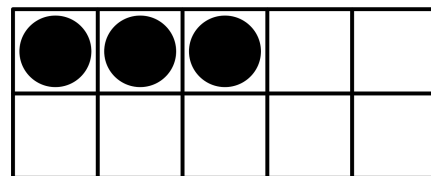
$$\underline{\quad} + \underline{\quad} = 3$$



$$\underline{\quad} + \underline{\quad} = 6$$



$$\underline{\quad} + \underline{\quad} = 5$$







$$\underline{\quad} + \underline{\quad} = 5$$

Name _____

Trace It






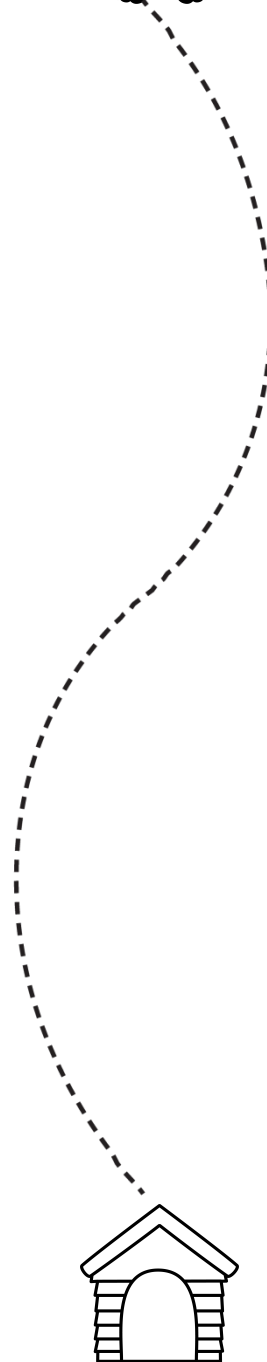
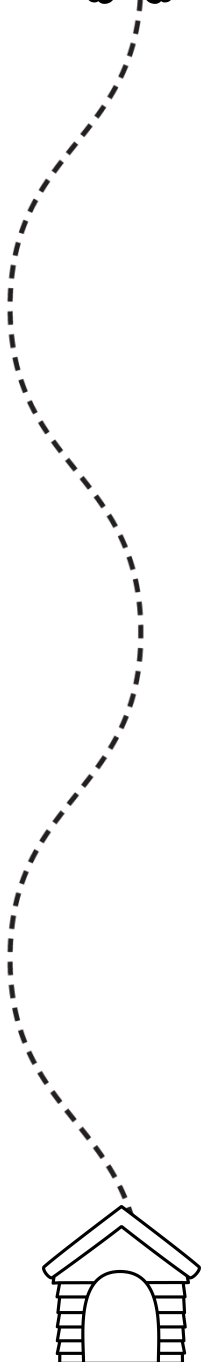
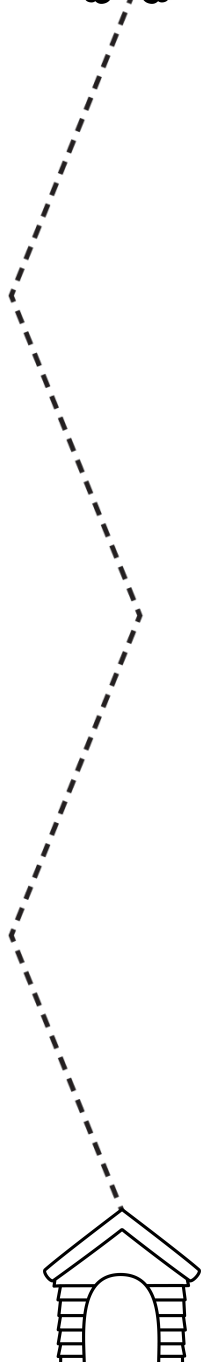
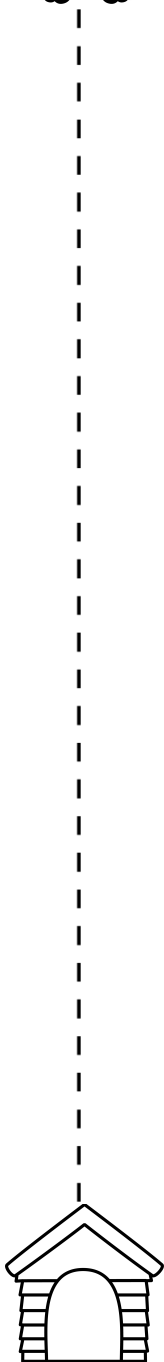



Directions: Trace each line from the car to the restaurant.



Name _____

Trace It

Directions: Trace each line from the dog to the doghouse.



THANK YOU!

Thank you for choosing this item to use in your classroom. I sincerely hope that you and your students enjoy it. If you have any questions or suggestions please contact me via email: pocketfulofcenters@gmail.com.

TERMS OF USE

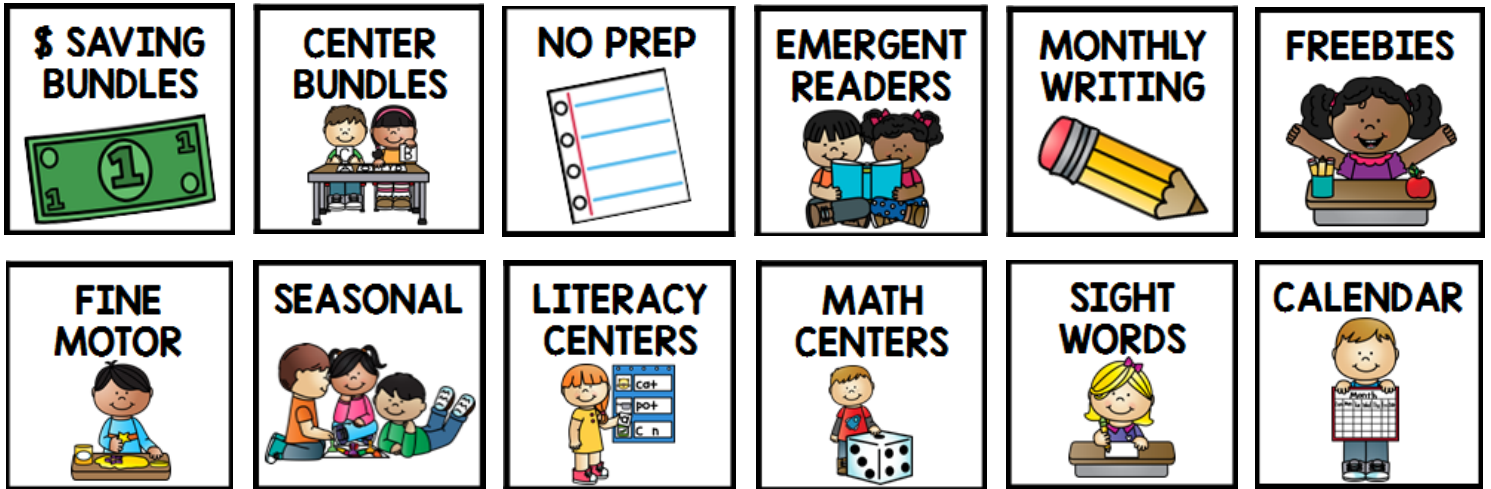
Due to these unique circumstances, my usual terms of use, which include not sharing resources digitally, do not apply to this product. During this time, if you need to send any POC resource to parents via email or online platforms, please let me know if I can help!

LET'S CONNECT



VISIT MY STORE!

Click on the pictures to see the products in my store:



FEEDBACK

Please remember to leave feedback for this product. Your feedback means so much to me and I love to hear how you use this product in your classroom. PLUS you will receive TpT credits to use for future purchases!

CLIPART CREDIT

